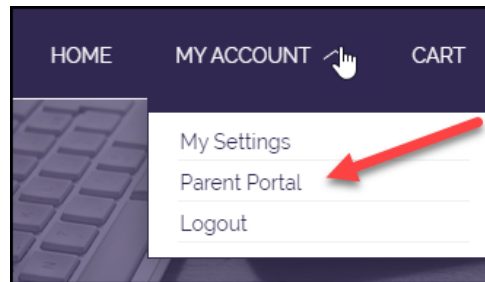


HOW TO PICK WEEKS IN THE PARENT PORTAL

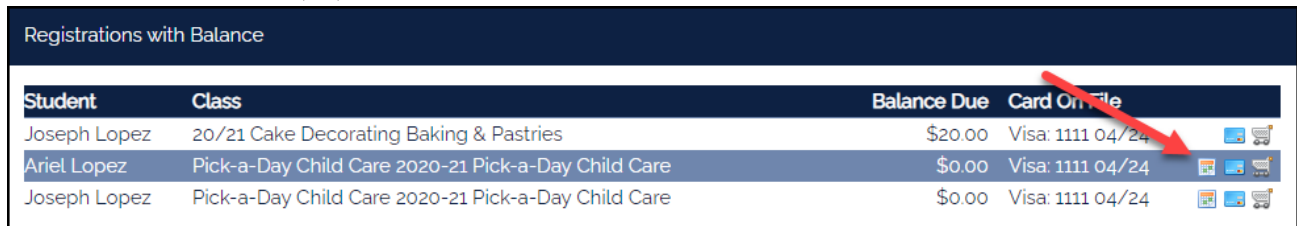
1. Go to your school's Web Store and **LOGIN** using your email address and password.
2. Select **MY ACCOUNT** from the top menu.









3. Select **PARENT PORTAL**.



4. Select the **Calendar** icon (📅) to access the class calendar.



Registrations with Balance

Student	Class	Balance Due	Card On File	
Joseph Lopez	20/21 Cake Decorating Baking & Pastries	\$20.00	Visa: 1111 04/24	 
Ariel Lopez	Pick-a-Day Child Care 2020-21 Pick-a-Day Child Care	\$0.00	Visa: 1111 04/24	 
Joseph Lopez	Pick-a-Day Child Care 2020-21 Pick-a-Day Child Care	\$0.00	Visa: 1111 04/24	 

5. Select the weeks you would like your student to attend.

	Mon	Tue	Wed	Thu	Fri
<input type="checkbox"/> AM Care	May 31	Jun 1	Jun 2	Jun 3	Jun 4
<input type="checkbox"/> Summer Camp					
<input type="checkbox"/> AM Care	Jun 7	Jun 8	Jun 9	Jun 10	Jun 11
<input type="checkbox"/> Summer Camp					
<input type="checkbox"/> AM Care	Jun 14	Jun 15	Jun 16	Jun 17	Jun 18
<input type="checkbox"/> Summer Camp					

6. All selections will be saved in real-time so you can close the window, once complete.